



**ICONIC**  
CONCEALED FIX DECKING

PASSION &  
DEDICATION  
SINCE 1989


# INSTALLATION GUIDE FOR ICONIC CONCEALED FIX DECKING

A 'MUST READ GUIDE' BEFORE FITTING YOUR DECKING BOARDS

## FIXING INSTRUCTIONS

READ ALL INSTRUCTIONS CAREFULLY TO ENSURE CORRECT INSTALLATION

### 1 FASTEN FIRST BOARD

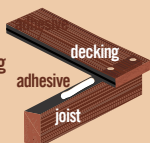


Fasten the first and last row of decking by fixing the traditional way

### 2 APPLY 6MM BEAD OF ADHESIVE



Lay one decking board at a time




We recommend Soudal Flexi Fix All

### 3 INSERT A DECKMATE DIY CLIP INTO GROOVE



Centre DeckMate DIY Clip over joist


### 4 SCREW DECKMATE DIY CLIP INTO PLACE



Insert screw on a slight angle towards board

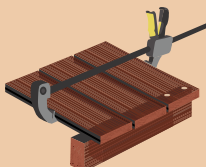
Don't over tighten screw

### 5 ADD NEXT DECKING BOARD



DeckMate DIY Clips can be used to butt join decking over joists

### 6 CONTINUE STEPS 3-5 UNTIL LAST RUN



Use decking clamps to hold the boards in position while you work

ACQ  
H3 TREATED



Australian  
Made



Non  
Arsenic



Termite  
Resistant

All residential decks must meet the relevant building standards applicable. Baywood decking is to be installed in applications meeting the requirements of the following Data Sheets and Standards:

- Queensland Timber – Residential Timber Decks Technical Data Sheet
- Australian Standard 1684: Residential Timber – Framed Construction
- AS1720: Timber Structures – Design Methods

For further information,  
please contact Baywood on  
(07) 4123 3455 or visit [www.baywood.com.au](http://www.baywood.com.au)



**BAYWOOD**



**ICONIC**  
CONCEALED FIX DECKING

PASSION &  
DEDICATION  
SINCE 1989

## FREQUENTLY ASKED QUESTIONS

### WHY USE CONCEALED FIX?

- ✔ Visually appealing
- ✔ Easy installation
- ✔ No more nails popping, causing a trip hazard
- ✔ Allows your deck to be sanded and refurbished with ease

### WHAT IS ACQ H3?

ACQ H3 protects timber against insect attack, termites, fungi and decay. It is based on Alkaline Copper Quaternary, and does not contain harmful arsenic found in other treatments.

### IF USING STEEL JOISTS

Use turpentine or methylated spirits to clean the top of the joist. This will ensure that the glue will adhere to the surface.

### WHY USE ICONIC HARDWOOD DECKING?

ICONIC Hardwood Decking is excellent value for money, easy to install and offers the charming look and feel of natural timber that just can't be replaced. Unlike plastic and steel, timber is the world's most environmentally-friendly building product. It is natural, reusable, recyclable and sustainable. Being 100% Australian timber, it is a refreshing alternative to imported rainforest timbers.

### CONCEALED DECK FASTENERS FOR TIMBER AND STEEL JOISTS KIT COVERAGE CHART - based on 450mm centres

BOARD WIDTH	75 Clip Kit	400 Clip Kit
86-90mm	3.0m <sup>2</sup>	16.0m <sup>2</sup>
<b>SOUDAL FLEXI FIX ALL COVERS 2.4m<sup>2</sup> PER TUBE</b>		

## HOW TO OIL CONCEALED FIX DECKING

### 1 USE GOOD QUALITY DECKING OIL



Prepare surface  
by lightly sanding

### 2 PRE-COAT ALL FOUR SIDES & ENDS



AVOID DIRECT  
SUNLIGHT



KEEP TIMBER  
DRY

Allow to dry before use

### 3 CLEAN THE DECK



DO NOT  
POWER  
WASH

Use a soft bristled broom

### 4 APPLY A TOP COAT OF OIL



48 HOURS



7 DAYS

Allow to dry before use

For further information,  
please contact Baywood on  
(07) 4123 3455 or visit [www.baywood.com.au](http://www.baywood.com.au)



**BAYWOOD**